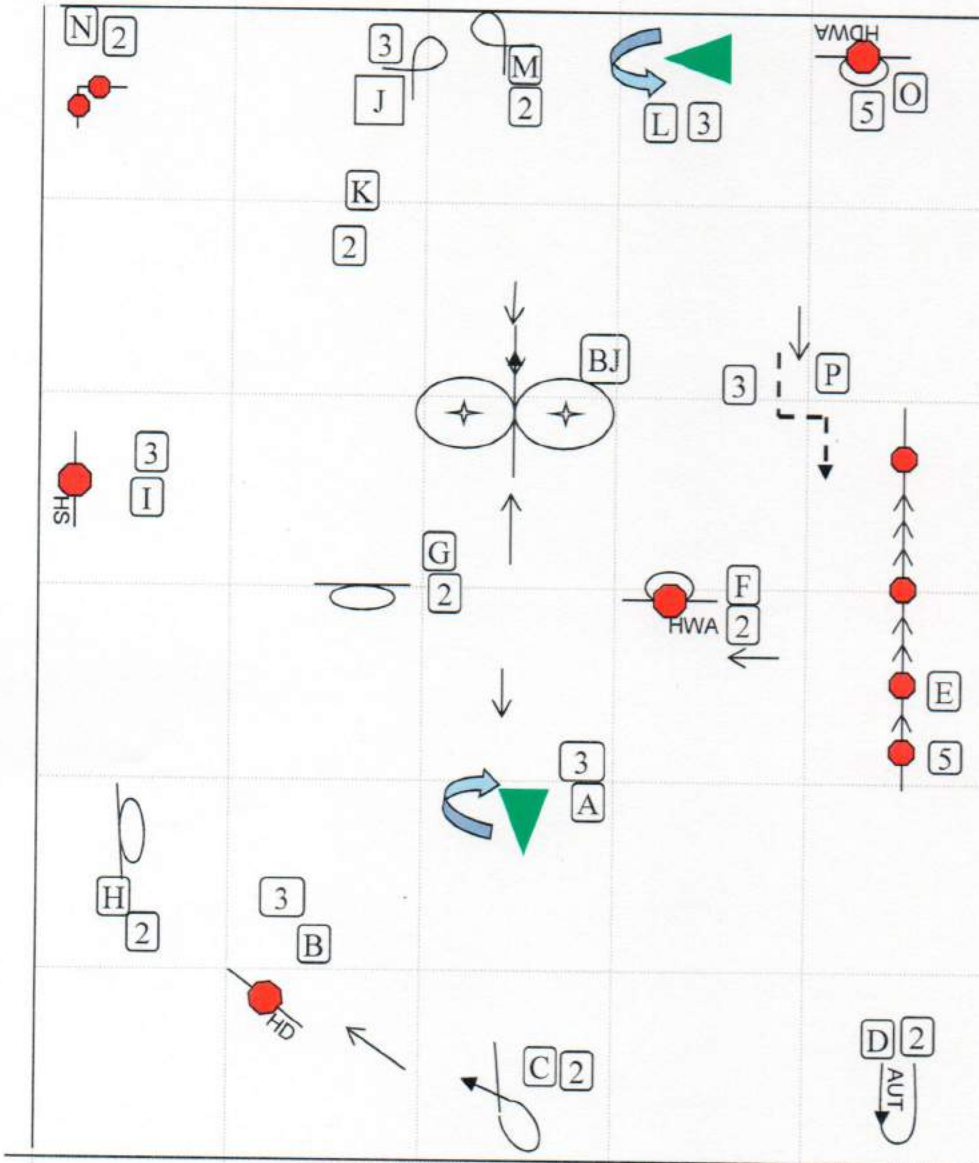


# Black Jack Level 1



- A. Call Front, Forward Right 3
- B. Halt, Down 3
- C. Ribbon 2
- D. About U Turn 2
- E. Halt, 1, 2, 3 Steps Forward 5
- F. Halt Walk Around 2
- G. 360 Left 2
- H. 360 Right 2
- I. Halt, Stand 3
- J. 270 Left 3
- K. Halt Pivot Left, Halt 2
- L. Call Front, Forward Left 3
- M. 270 Right 2
- N. Halt Pivot Right 2
- O. Down Walk Around 5
- P. Zag 3

Black Jack - Cone Figure 8  
Bi-directional

Time Limit - 2 minutes 45 points min.

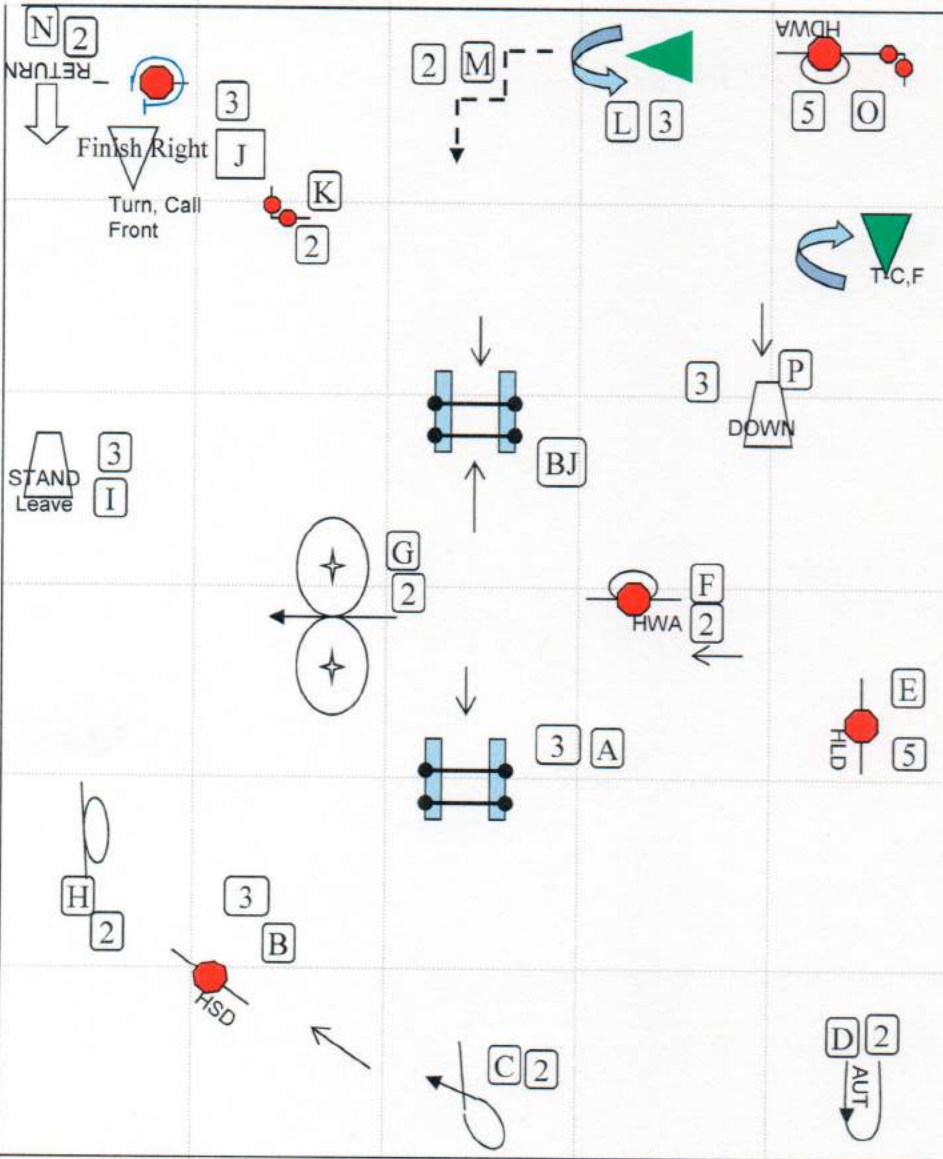
Hand One: \_\_\_\_\_

Hand Two: \_\_\_\_\_

Hand Three: \_\_\_\_\_

Judge: Shirley Ottmer  
June 21, 2014

# Black Jack Level 2



- A. Jump 3
  - B. Halt, Stand, Down 3
  - C. Ribbon 2
  - D. About U Turn 2
  - E. Halt, Leave Dog, Turn -Recall, Forward Right 5
  - F. Halt Walk Around 2
  - G. Cone Figure 8 2
  - H. 360 Right 2
  - I. Stand, Leave Dog 3
  - J. Call Front, Finish Right 3
  - K. Halt Pivot Left, Halt 2
  - L. Call Front, Forward Left 3
  - M. Zig Zag Left 2
  - N. Return to Dog 2
  - O. Halt- Pivot Left - Halt , Down Walk Around 5
  - P. Down 3
- Black Jack - Jump Bi-directional

Time Limit – 2 minutes 45 points min.

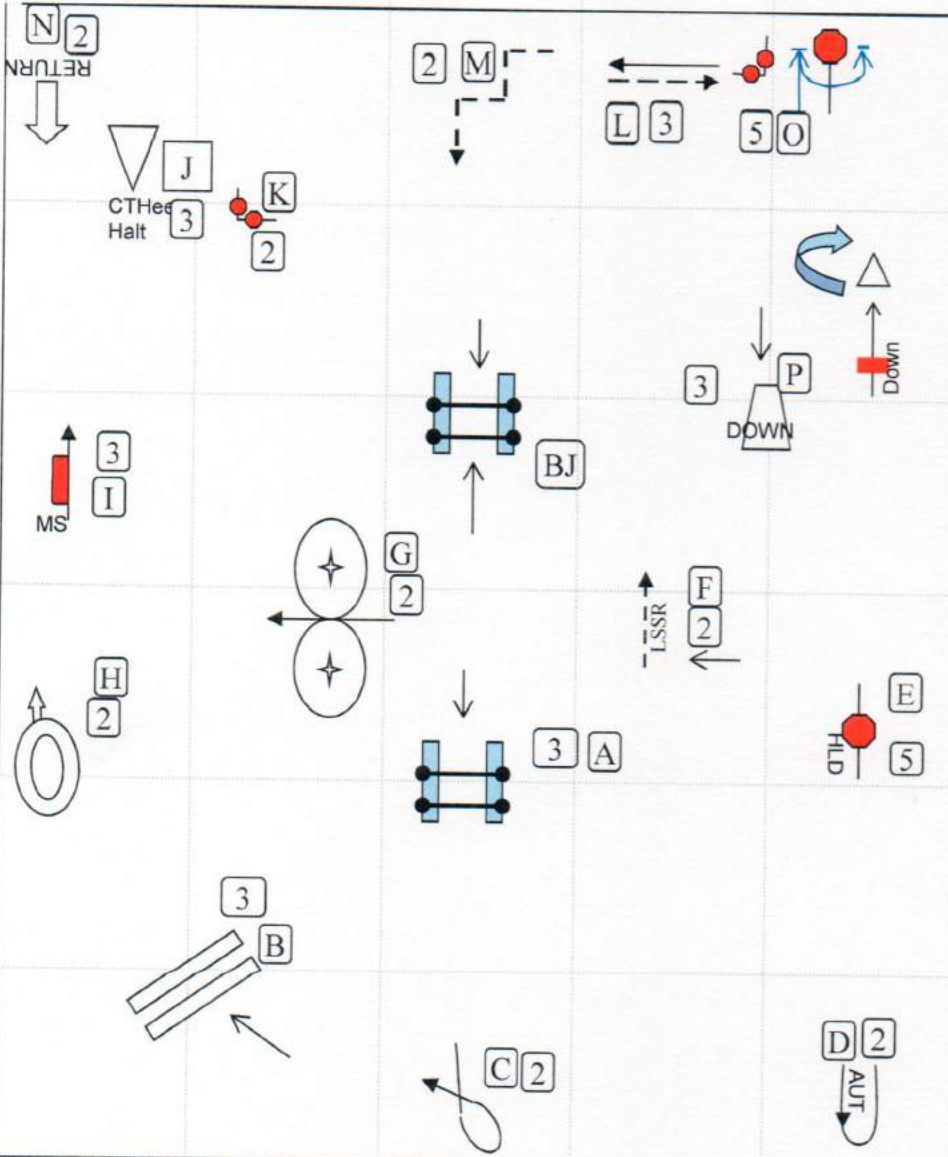
Hand One: \_\_\_\_\_

Hand Two: \_\_\_\_\_

Hand Three: \_\_\_\_\_

Judge: Shirley Ottmer  
June 21, 2014

# Black Jack Level 3



- A. Jump 3
- B. Broad Jump 3
- C. Ribbon 2
- D. About U Turn 2
- E. Halt, Leave Dog, Turn Down on Recall, Forward Right 5
- F. Lateral Side Step Right 2
- G. Cone Figure 8 2
- H. Double Left About 2
- I. Moving Stand, Leave Dog 3
- J. Call to Heel, Halt 3
- K. Halt Pivot Left 2
- L. Heel Back 3 Steps 3
- M. Zig Zag Left 2
- N. Return to Dog 2
- O. Halt- Left 180 Halt , Pivot Right Halt 5
- P. Down 3

Time Limit – 2 minutes.

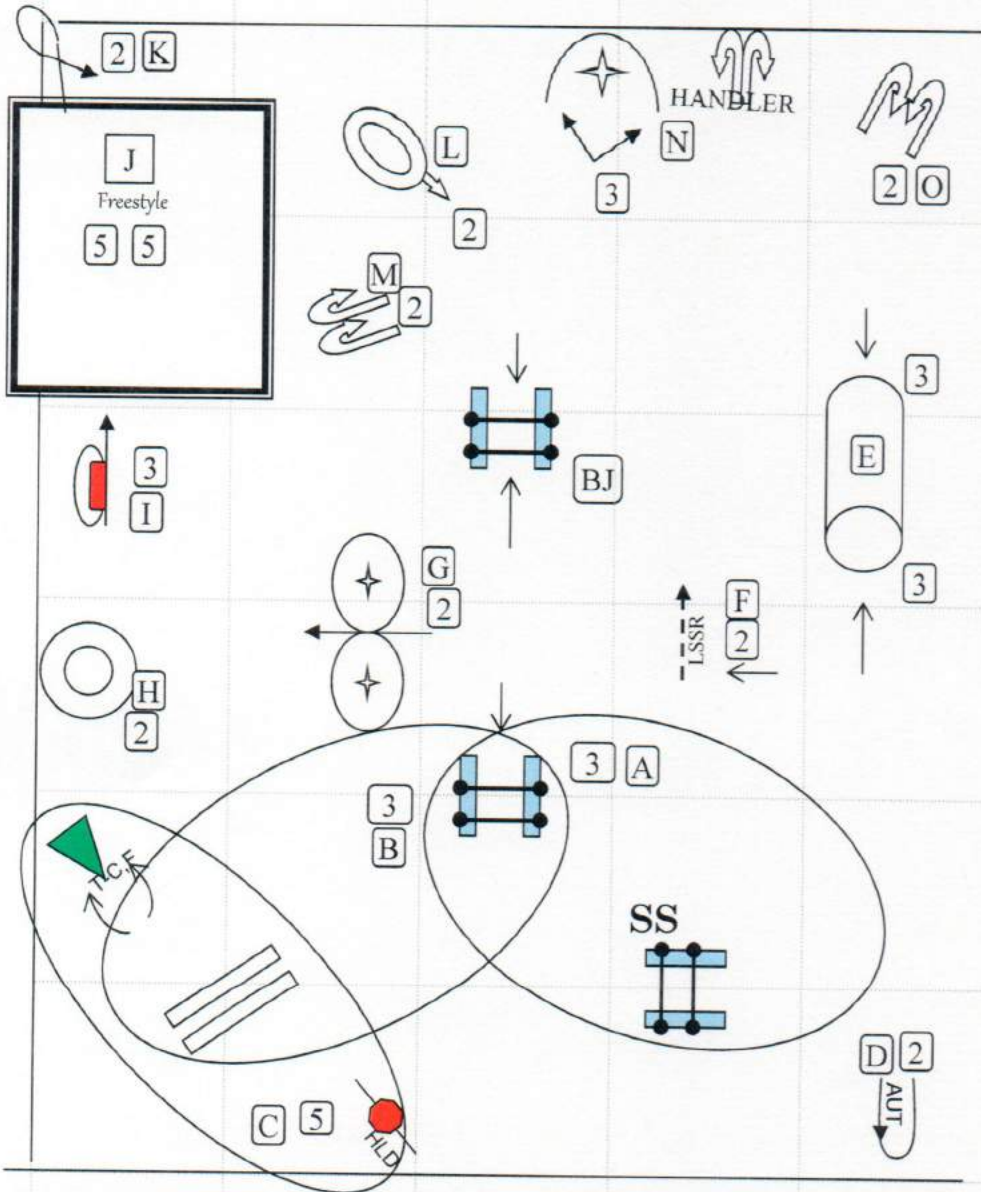
Hand One: \_\_\_\_\_

Hand Two: \_\_\_\_\_

Hand Three: \_\_\_\_\_

Judge: Shirley Ottmer  
June 21, 2014

# Black Jack Level 4



- A. Jump - Side Switch - Jump 3
- B. Jump - Broad Jump 3
- C. Halt Leave Dog, Turn, Call Front over Broad Jump 5
- D. About U Turn 2
- E. Tunnel 3
- F. Lateral Side Step Right 2
- G. Cone Figure 8 2
- H. Dog Circle Right 2
- I. Moving Stand, Walk Around 3
- J. Free Style 5 + 5
- K. Ribbon Left 2
- L. Double Left About 2
- M. Right About Turn Side Switch 2
- N. Send Out Around, Handler About Turn Forward 3
- O. Turn In Side Switch 2

Judge: Shirley Ottmer  
June 21, 2014

# Black Jack Level 1 Scoresheet

Judge: Shirley Ottmer

Team Number \_\_\_\_\_

Breed \_\_\_\_\_

Jump Height \_\_\_\_\_

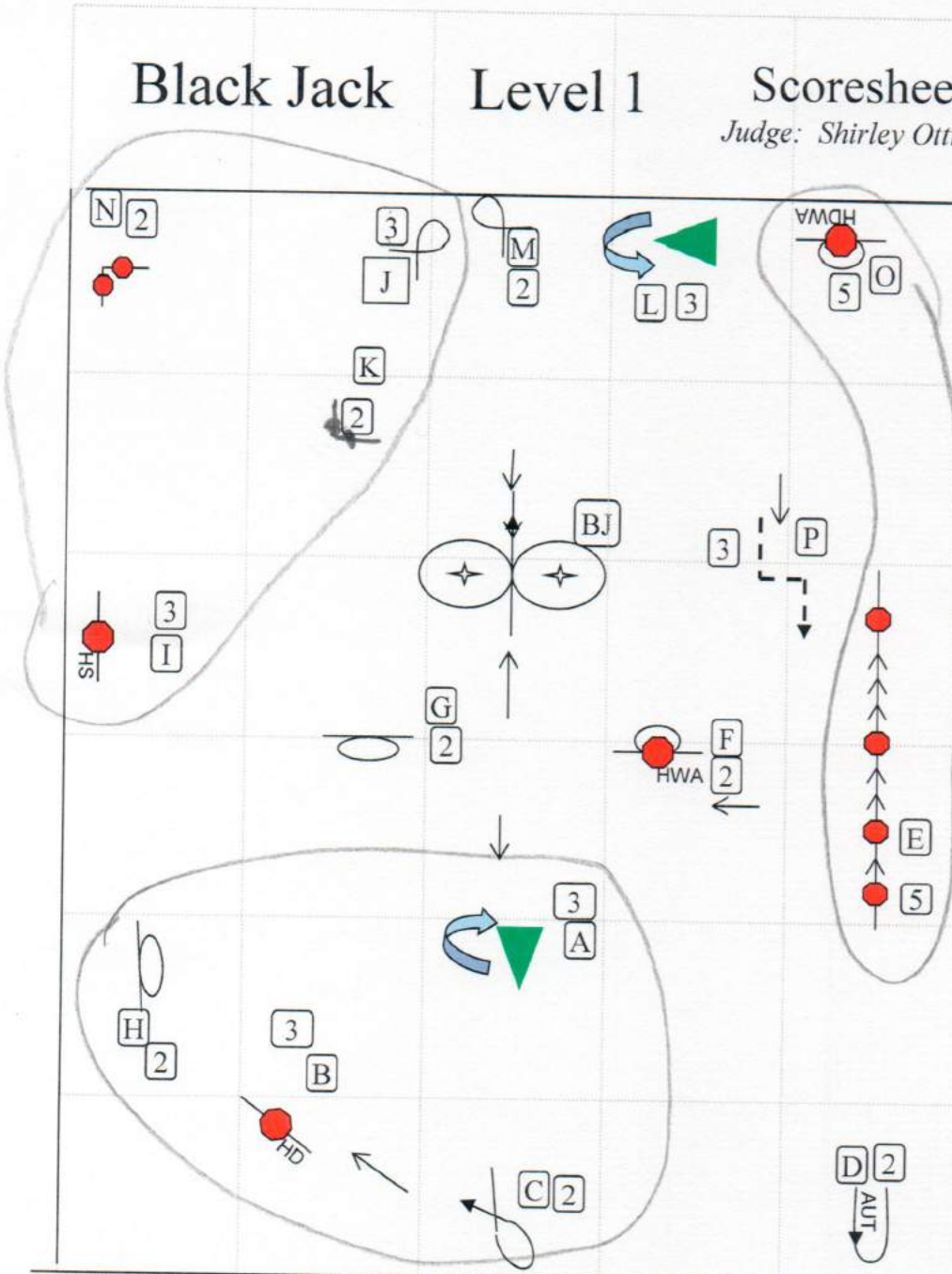
TIME \_\_\_\_\_

Deductions \_\_\_\_\_

Time Faults \_\_\_\_\_

Final Score \_\_\_\_\_

**Q NQ**



Time Limit - 2 minutes 45 points min.

Hand One: \_\_\_\_\_

Hand Two: \_\_\_\_\_

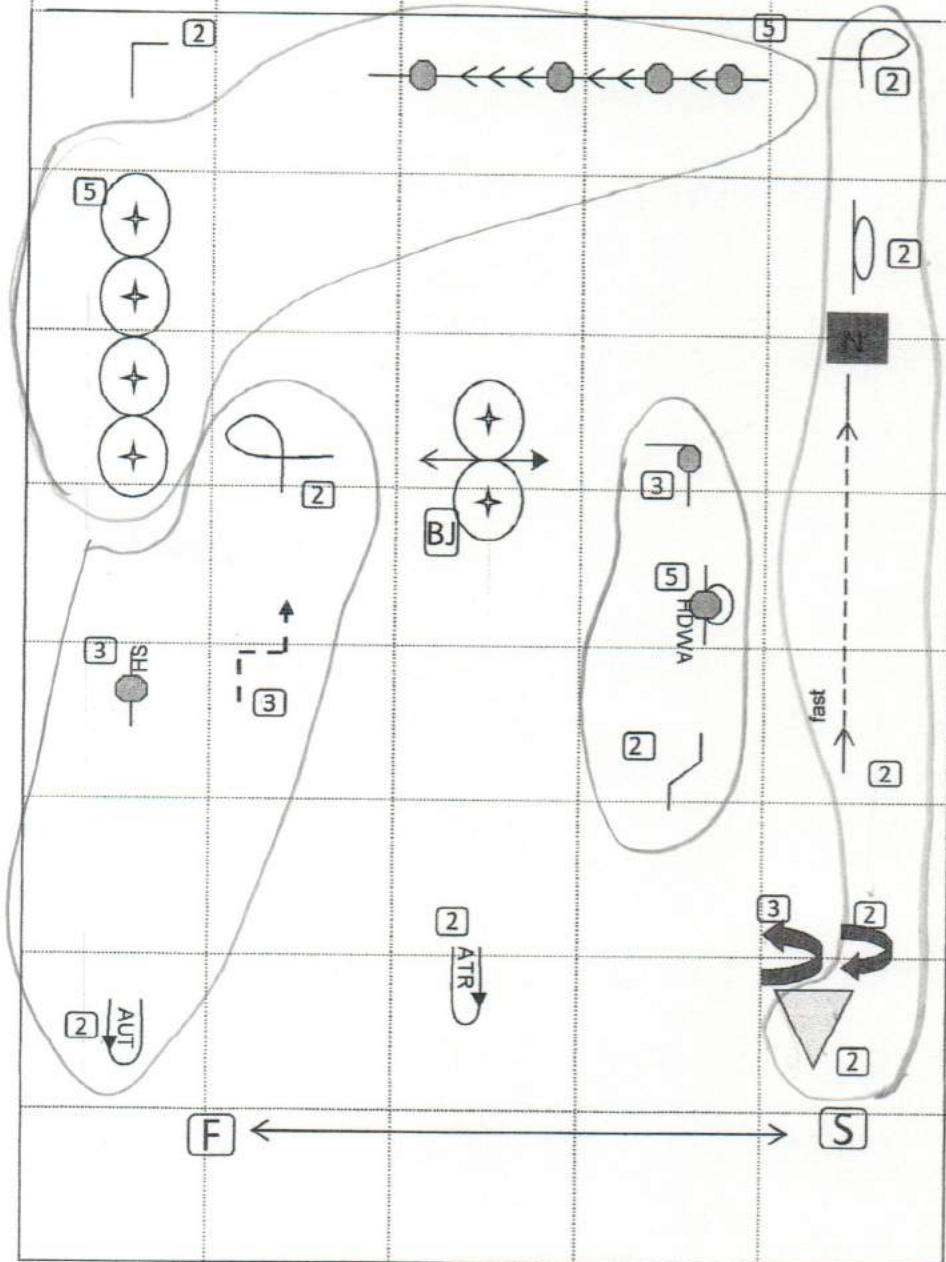
Hand Three: \_\_\_\_\_

Judge: Shirley Ottmer  
June 21, 2014


- A. Call Front, Forward Right 3
- B. Halt, Down 3
- C. Ribbon 2
- D. About U Turn 2
- E. Halt, 1, 2, 3 Steps Forward 5
- F. Halt Walk Around 2
- G. 360 Left 2
- H. 360 Right 2
- I. Halt, Stand 3
- J. 270 Left 3
- K. Halt Pivot Left, Halt 2
- L. Call Front, Forward Left 3
- M. 270 Right 2
- N. Halt Pivot Right 2
- O. Down Walk Around 5
- P. Zag 3

Black Jack - Cone Figure 8  
Bi-directional

# Black Jack L 1

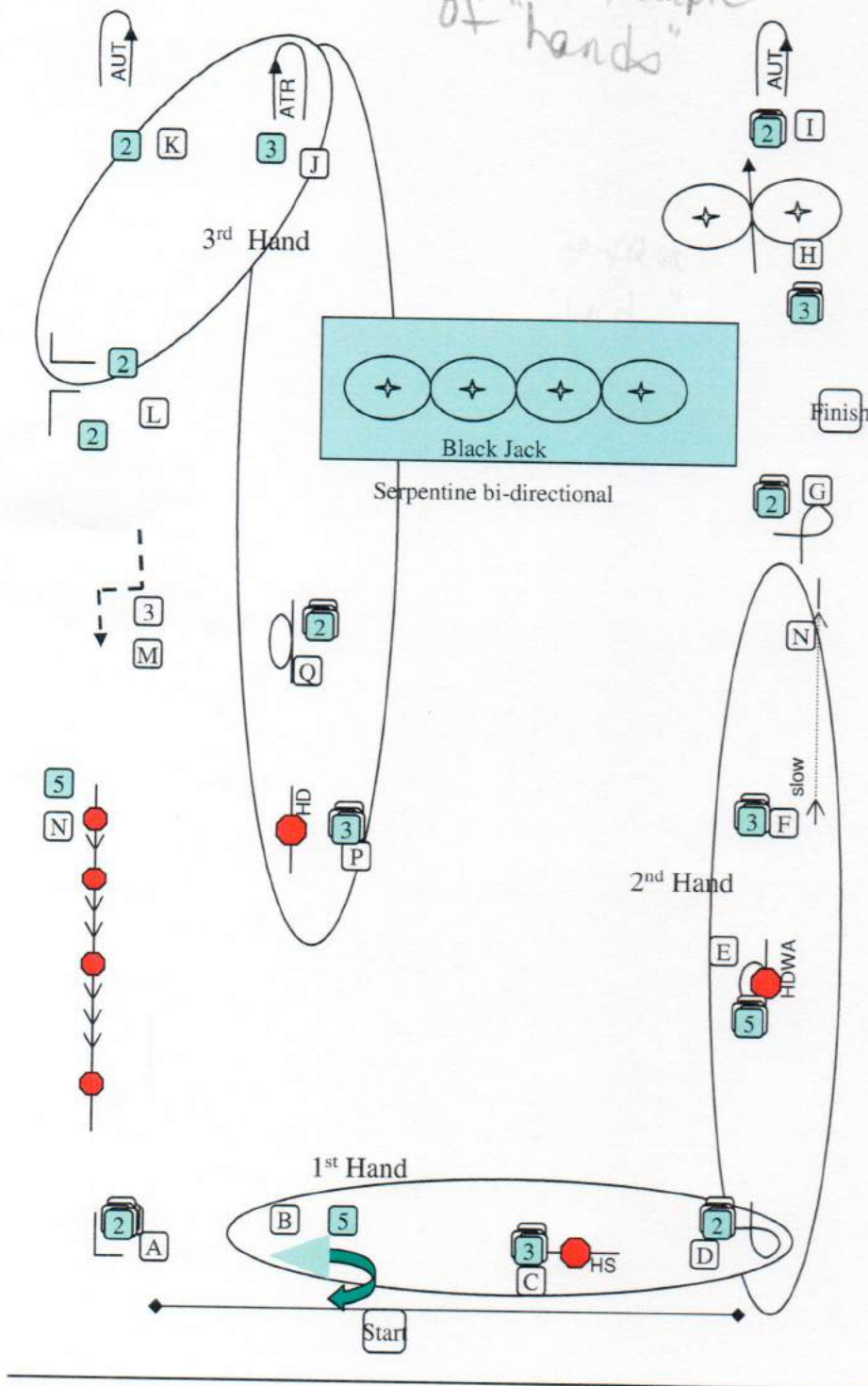


- Start**
1. Call Front
  2. Forward
  3. Right(Forward Left added)
  4. Fast Pace
  5. Normal Pace
  6. 360 Right
  7. 270 Right
  8. Halt - 1, 2, 3 Steps Forward
  9. Left Turn
  10. Serpentine Weave Once
  11. Halt Stand
  12. About U Turn
  13. Zig
  14. 270 Left
  15. Cone Figure 8
  16. Halt-Pivot Right Forward
  17. Halt - Down Walk-Around (bi-directional)
  18. Moving Sidestep Right (bi-directional)
  19. About Turn Right
- Finish**

 = some handler choices

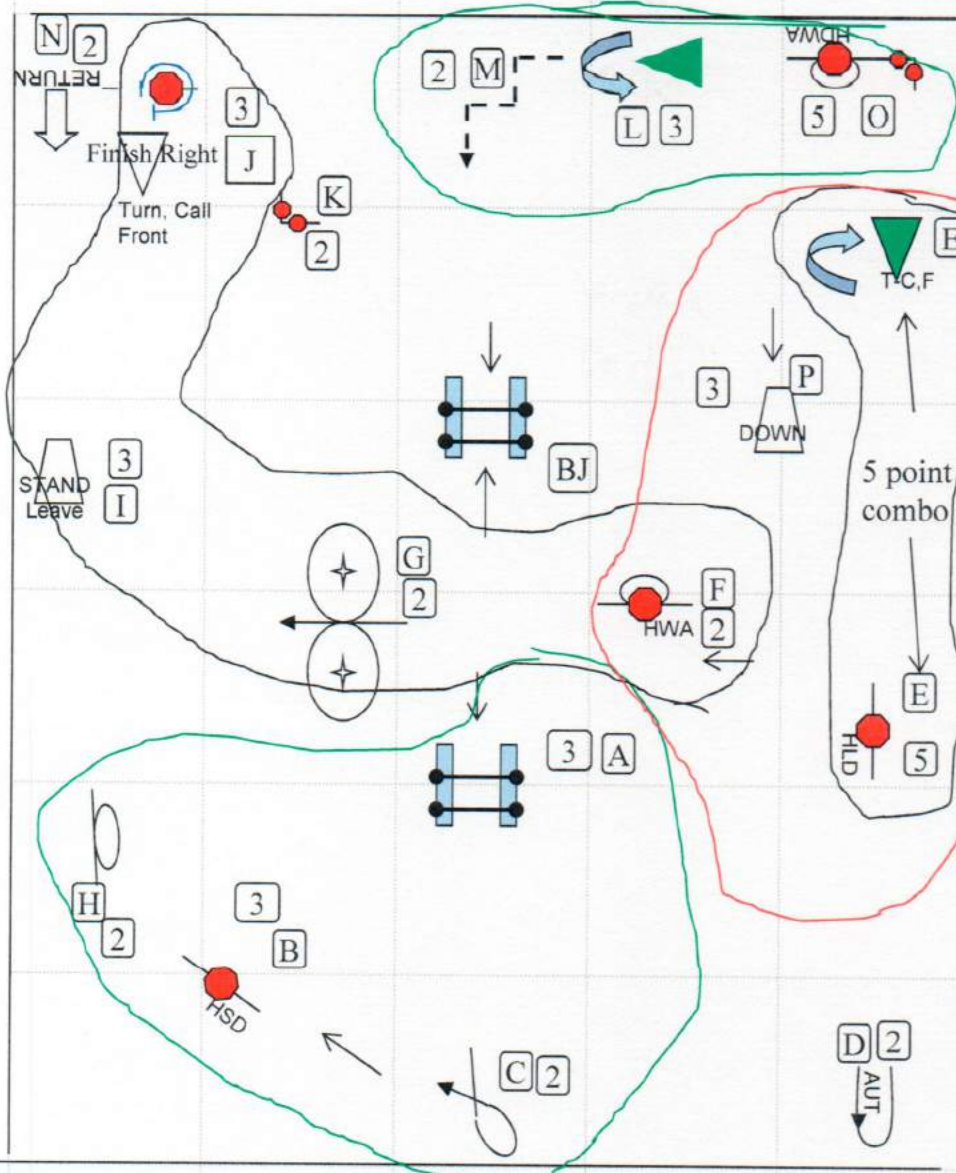
# Black Jack Level 1

*with example  
of "hands"*



- Start**
- A. Left Turn
  - B. Call Front -Forward Right
  - C. Halt - Stand
  - D. 270 Right
  - E. Halt - Down - Walk Around
  - F. Slow - normal
  - G. 270 Right
  - H. Cone Figure 8
  - I. About U Turn
  - J. Right About Turn
  - K. About U Turn
  - L. Left or Right Turn
  - M. Zig Right
  - N. Halt - 1, 2, 3 Steps forward
  - P. Halt - Down
  - Q. 360 Left

# Black Jack Level 2



- A. Jump 3
  - B. Halt, Stand, Down 3
  - C. Ribbon 2
  - D. About U Turn 2
  - E. Halt, Leave Dog, Turn -Recall, Forward Right 5
  - F. Halt Walk Around 2
  - G. Cone Figure 8 2
  - H. 360 Right 2
  - I. Stand, Leave Dog 3
  - J. Call Front, Finish Right 3
  - K. Halt Pivot Left, Halt 2
  - L. Call Front, Forward Left 3
  - M. Zig Zag Left 2
  - N. Return to Dog 2
  - O. Halt- Pivot Left - Halt , Down Walk Around 5
  - P. Down 3
- Black Jack - Jump Bi-directional

Time Limit – 2 minutes 45 points min.

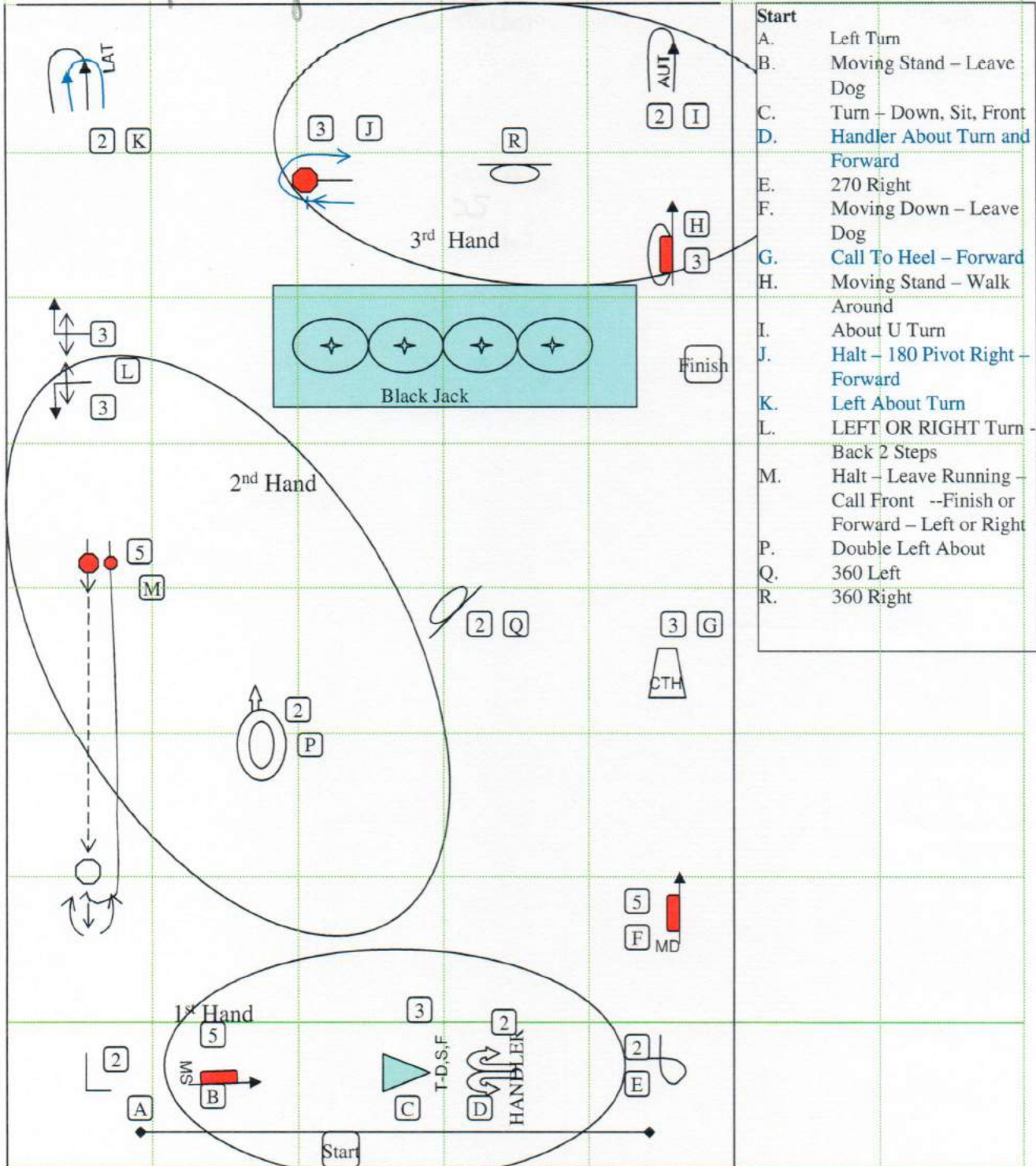
Hand One: \_\_\_\_\_  
 Hand Two: \_\_\_\_\_  
 Hand Three: \_\_\_\_\_

Judge: Shirley Ottmer  
 June 21, 2014



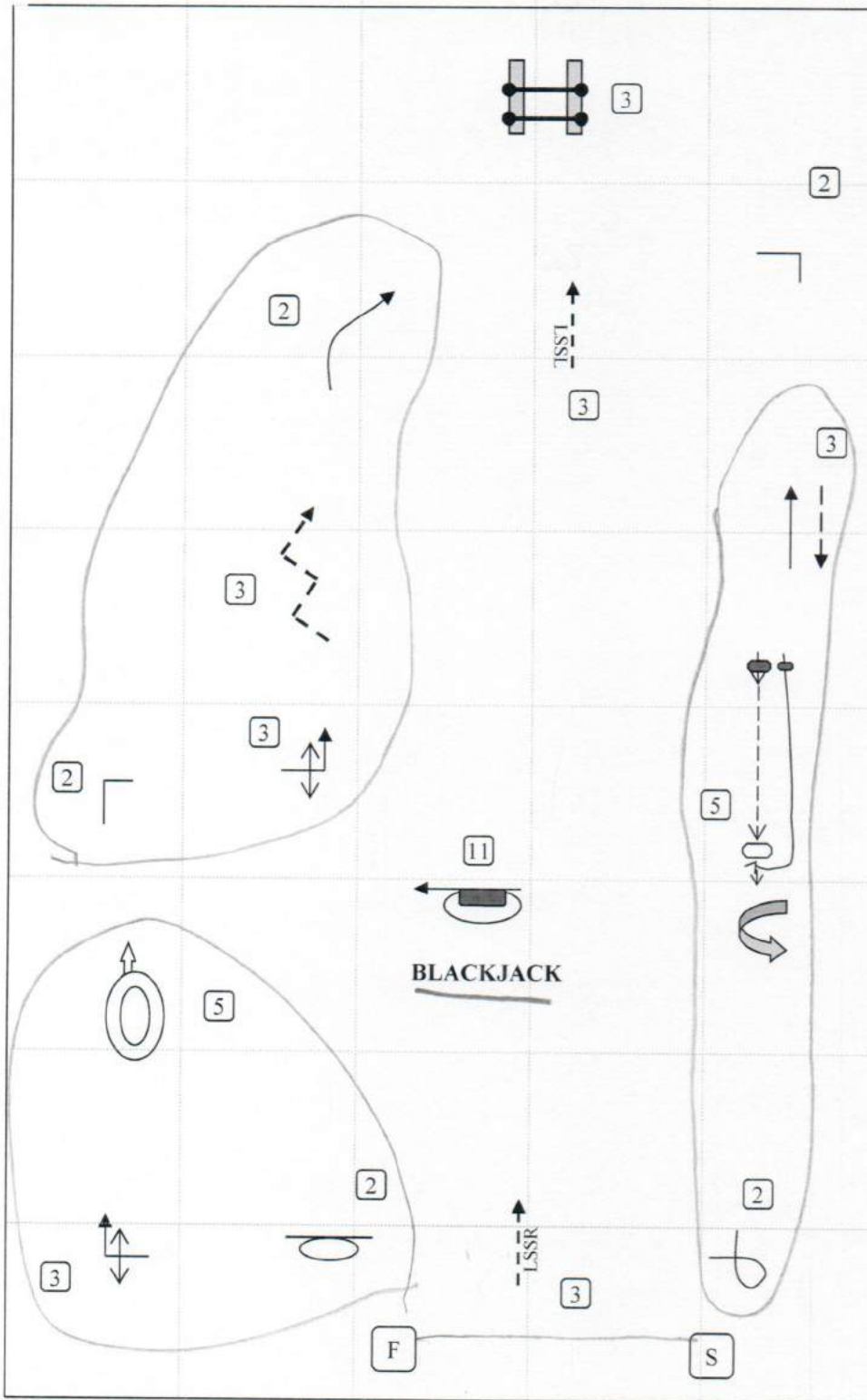
# Black Jack Level 3

EXAMPLE of "HANDS"



- Start
- A. Left Turn
  - B. Moving Stand – Leave Dog
  - C. Turn – Down, Sit, Front
  - D. Handler About Turn and Forward
  - E. 270 Right
  - F. Moving Down – Leave Dog
  - G. Call To Heel – Forward
  - H. Moving Stand – Walk Around
  - I. About U Turn
  - J. Halt – 180 Pivot Right – Forward
  - K. Left About Turn
  - L. LEFT OR RIGHT Turn – Back 2 Steps
  - M. Halt – Leave Running – Call Front --Finish or Forward – Left or Right
  - P. Double Left About
  - Q. 360 Left
  - R. 360 Right

# Level 3 Blackjack



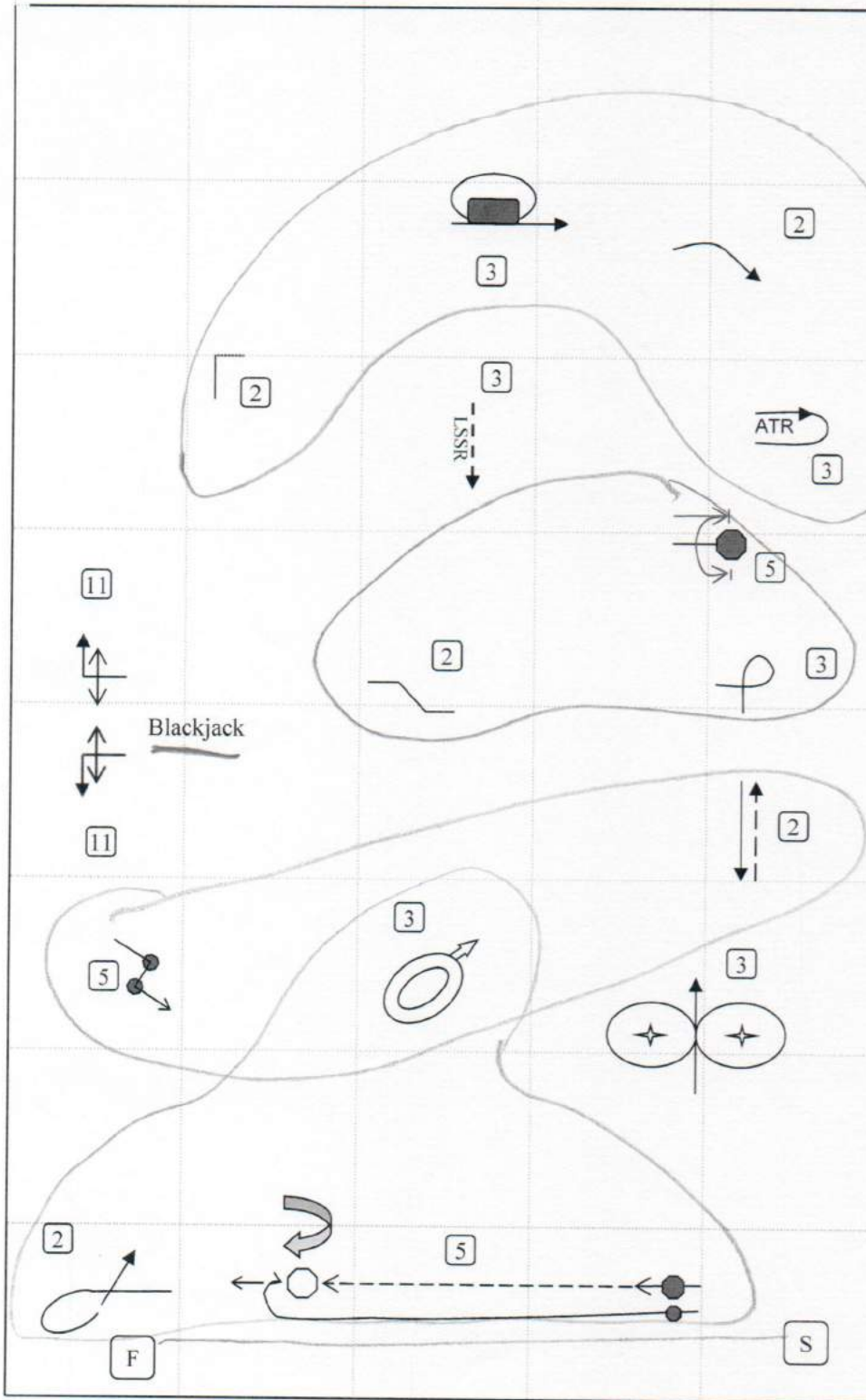
**Signs Clockwise from lower right**

- 270 Left
- Lateral Side Step Right
- 360 Left
- Right Turn/Back 2 Steps
- Double Left About Turn
- Right turn
- Left Turn/Back 2 Steps
- Zig Zag Right
- Bear Right
- Lateral Side Step Left
- OR
- Jump (6')
- Right Turn
- Heel Back 3 Steps
- Halt/Leave Running/Call Front
- Finish Left

**BLACKJACK**  
 Moving Stand/Walk Around  
 (Can be done from any direction)

Doreen Barren

# Level 3 Blackjack



- A) Halt/Leave Running/Call Front
- B) Forward Right
- C) Ribbon Left
- D) Halt/Side Step Right/Halt
- E) Double Left About
- F) Cone Fig. 8
- G) Back 3
- H) 270 Right
- I) Moving Side Step Right

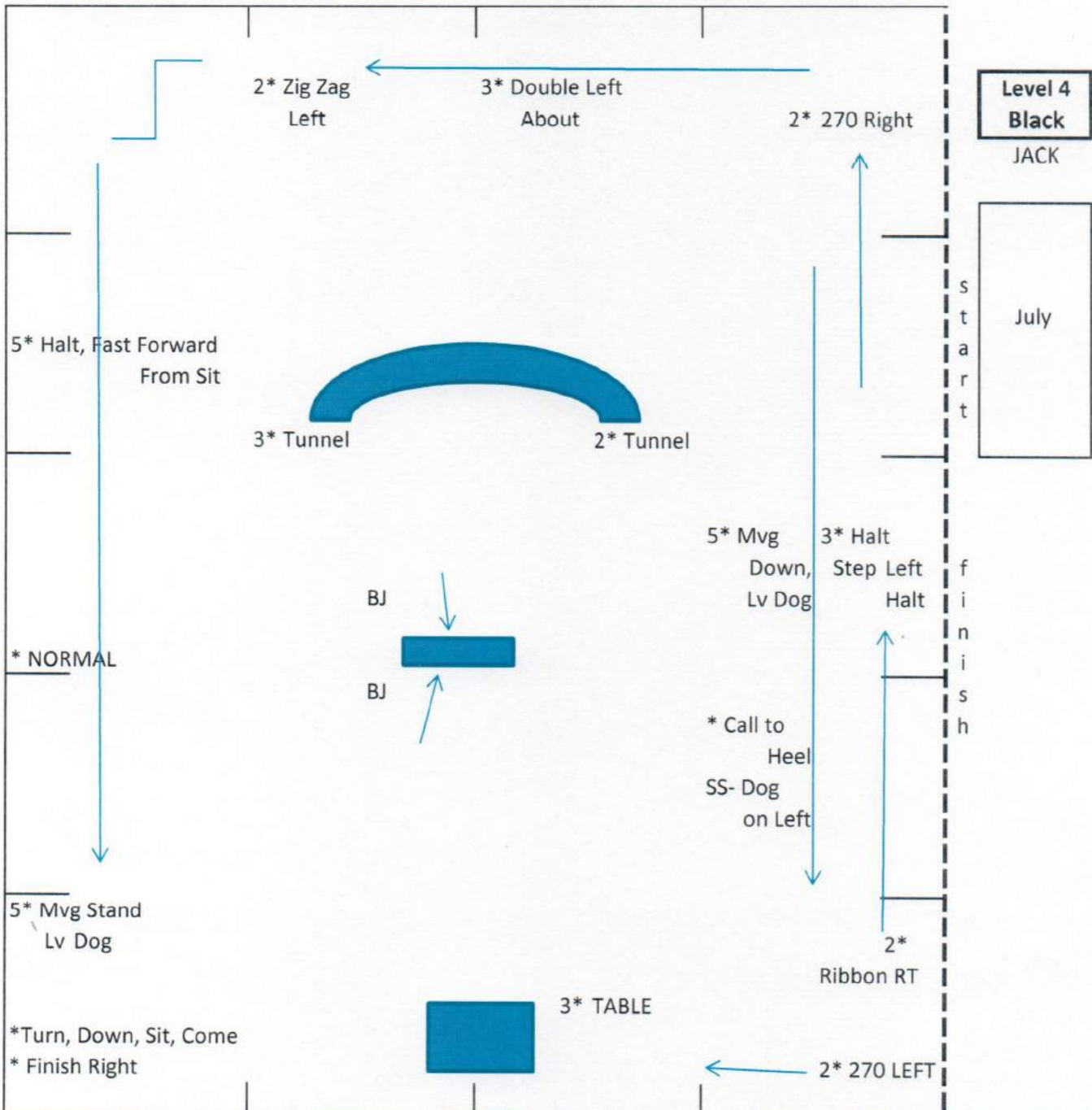
## BLACKJACK

Right Turn Back 2 - or  
Left Turn Back 2

- J) Right Turn
- K) Lateral side step Right
- L) Halt/180 Pivot Left/Halt
- M) Moving Stand/Walk Around
- N) Bear Right
- O) Right About Turn

Some examples of "Hands" that could be used

Doreen Barren



- 3) Double Left About
- 2) Zig Zag Left
- 5) Halt, Fast Forward from Sit Normal
- 5) Moving Stand, Leave dog Turn, Down, Sit, Come Finish Right
- 3) Tunnel
- 9) Jump
- 10) Tunnel
- Honor (team) Finish

- 2) Tunnel
- 2) Ribbon Right
- 3) Halt, Step Left, Halt
- 2) 270 Right
- 5) Moving Down, Leave Dog Call To Heel (Dog to Left Side)
- 3) Table

Special Note: Dog enters tunnel at #B, exits the tunnel to handler's RIGHT side. Completes signs B - G on the handler's RIGHT side. At #H, dog completes Call to Heel on handler's left side.

TEAM—1st working team completes # course. 2nd working team the letter course.